

ROCKVILLE DESTROYER 1SD1

2000W^{RMS} CEA RATED

SPECIFICATIONS

Application: Subwoofer

Basket Type: Cast aluminum with black sanded finish

Cone: Ultra stiff black non-pressed paper cone

Dust Cap: Paper dust cap

Surround Style: High density thick stitched foam

Magnet Weight: 18.75 lbs

3" Dual 1 ohm 4 Layer Black Aluminum Voice Coil

Impedance: 1 ohm

CEA / RMS / Peak Watts: 2000 / 4000 / 8000

Frequency Response: 33Hz – 1.5KHz

TECHINCAL DATA

Cut-out Diameter: 14.76" (374.9mm)

Mounting Depth: 9.76" (247.9mm)

Gap Plate Inside Diameter: 3.37" (85.5mm)

Gap Plate Outside Diameter: 8.27" (210mm)

Gap Plate Thickness: 0.59" (15mm)

Yoke Outside Diameter: 8.27" (210mm)

Yoke Pole Diameter: 2.91" (73.9mm)

Yoke Thickness: 0.98" (25mm)

Washer Diameter: 0.6" (15mm)

Weight: 52.92 lbs

RECOMMENDED BOX DIMENSIONS

Sealed enclosure: 2.02 – 2.47 cubic feet

Vented Enclosure: 3.16 – 4.41 cubic feet

**USA MADE
VOICE COILS**



**HANDLES OVER
THE RATED POWER**

TS PARAMETERS

- Revc: 1.70 Ohm
- Fo: 35.896 Hz
- Sd: 77.931 mM
- Md: 350.000 g
- BL: 14.898 T
- Qms: 3.916
- Qes: 0.550
- Qts: 0.482
- No: 0.433%
- SPLo: 88.4 dB
- Vas: 53.280 Ltr
- Cms: 61.781 mm/N
- Krm: 8.114m Ohm
- Erm: 0.768
- Mms: 318.205 g
- Mmd: 305.695m Kg
- Kxm: 71.433m H
- Exm: 0.543

RockvilleAudio.com

LET'S GET SOCIAL



DESIGNED AND ENGINEERED IN THE USA, MANUFACTURED IN CHINA.

WOOFER WIRING CONFIGURATIONS

Mono Block Amplifier Connections

Dual Voice Coil subwoofers have multiple wiring options that are available to you. You can create a final impedance load to match the final impedance load of your amplifier.

1 Ohm Stable

You can run a final impedance load of 1 ohm to take advantage of your amplifiers full power output. If you don't want to run your amplifier as hard and are OK with less power output, you may also run a final impedance load of 2 ohms.

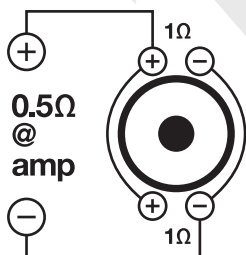
2 Ohm Stable

A 2 ohm stable amplifier can run the final impedance at 2 ohms to maximize the power output. The final impedance load can also be 4 ohms which will run your amplifier at cooler temperatures but provide you with less power.

Multi-Channel Amplifier Connections

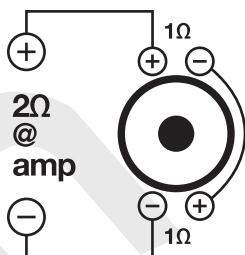
Most multi-channel amplifiers are 2 ohm stable per channel. So, if you run one or two subwoofers to one channel then be sure the final impedance load of the subwoofer(s) is 2 ohms or greater. If you bridge a multi-channel amplifier then it will be a 4 ohm stable minimum, which means you can only run a 4 ohm load or higher to the bridged output. If you run 2 ohm or less to the bridged output then your amplifier will burn out over time.

ONE 1Ω DVC WOOFER = 0.5Ω LOAD

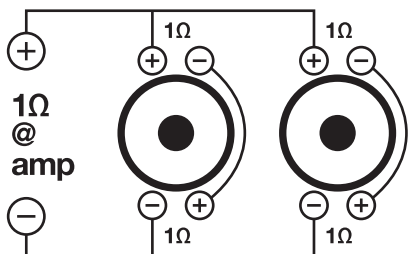


THIS DIAGRAM IS NOT RECOMMENDED FOR ROCKVILLE AMPLIFIERS

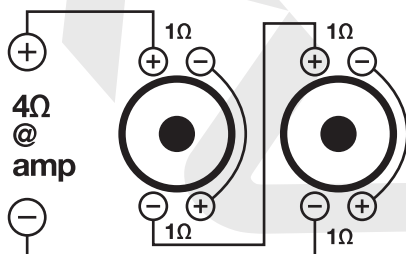
ONE 1Ω DVC WOOFER = 2Ω LOAD



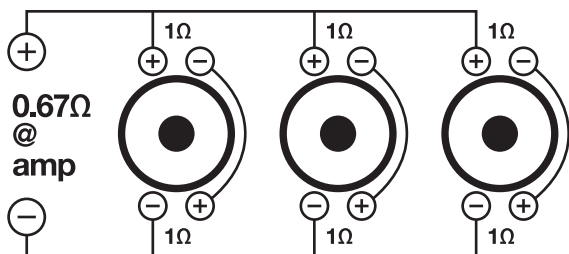
TWO 1Ω DVC WOOFERS = 1Ω LOAD



TWO 1Ω DVC WOOFERS = 4Ω LOAD

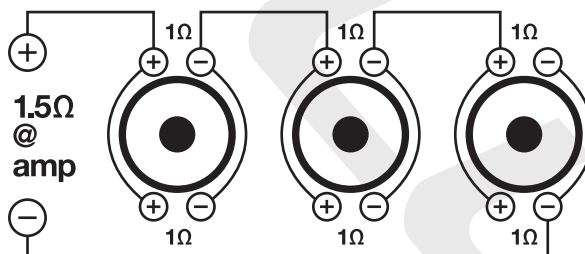


THREE 1Ω DVC WOOFERS = 0.67Ω LOAD

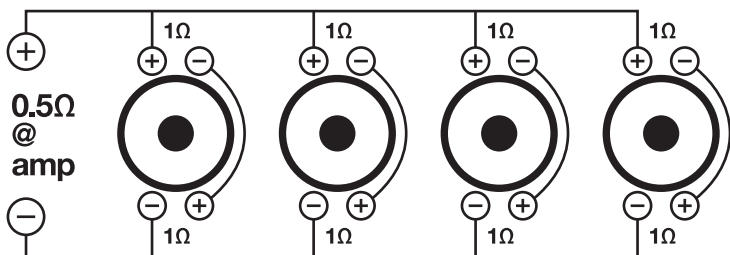


THIS DIAGRAM IS NOT RECOMMENDED FOR ROCKVILLE AMPLIFIERS

THREE 1Ω DVC WOOFERS = 1.5Ω LOAD



FOUR 1Ω DVC WOOFERS = 0.5Ω LOAD



THIS DIAGRAM IS NOT RECOMMENDED FOR ROCKVILLE AMPLIFIERS

FOUR 1Ω DVC WOOFERS = 2Ω LOAD

